








DECEMBER 2024

Daily literacy-building activities to share with your child.

SUNDAY	MONDAY	TUESDAY	WEDNESDAY	THURSDAY	FRIDAY	SATURDAY
1 WRITING Make a winter card to send to someone special. Who will you send it to? Use a stamp and post the card in a mailbox.	2 PLAYING Make an indoor tent with blankets and furniture. Cuddle together and read favorite books.	3 TALKING Talk about family traditions. Look at photos from previous years and talk about things you will do again this year.	4 SINGING Change the way you sing a familiar song. Sing it faster or slower. Change up the words.	5 COUNTING Weigh your child and and write it here: _____ Compare it to January and June.	6 READING Read books about different holidays and how people celebrate them. 	7 WRITING Wrap and unwrap blocks with tin foil. This helps strengthen writing muscles and manual dexterity.
8 PLAYING Pretend to be an animal that likes cold weather. Who will you be?	9 TALKING Talk about your feelings. What made you happy today? 	10 SINGING Sing "The Frost Song." <i>(Words are on the back. ↗)</i>	11 COUNTING Measure your child's height and write it here: _____ Compare it to January and June.	12 READING Read stories and then talk about them. Ask, 'What was your favorite part of the story?' or 'Which character did you like best?'	13 WRITING Use words or drawings to label objects and create signs for different areas of the house.	14 PLAYING Trace a variety of different objects on a piece of paper.
15 TALKING At mealtimes, talk about the food that you are preparing, what tools you are using, how you are making it, and how it will taste.	16 SINGING Recite "Three Little Kittens." <i>(Words are on the back. ↗)</i> 	17 COUNTING Make a high tower with blocks. How many blocks did you use?	18 READING Be a reading role model. Let your child see you reading a book, magazine, or newspaper.	19 WRITING Have each family member write one thing they liked about this week. Have your child decorate the paper.	20 PLAYING Use play dough to make a snowman. 	21 TALKING Encourage family members to share stories about their day during dinner or before bedtime.
22 SINGING Sing "Cold and Snowy Morning" <i>(Words are on the back. ↗)</i>	23 COUNTING Name three things you have to wear in winter. 	24 READING Read a variety of books about winter.	25 WRITING With your child, make a book of words and drawings of things they are interested in. 	26 PLAYING Go for a short walk after dark. What do you see? What does it feel like outside?	27 TALKING Talk about favorite things that happened in the past year.	28 SINGING Sing nonsense words to a familiar tune. Sha la la. Doo bee doo bee doo bee doo wop bop, etc.
29 COUNTING Work together to put a stack of children's books in order from largest to smallest.	30 READING Read a book of nursery rhymes. The library can help you find one.	31 WRITING Write a list of things to do in 2024.				

Your library helps children get ready to read.

- The library has many materials and ideas you can use to talk, sing, read, write, play, and count with your child. It doesn't matter if your child is four days old or four years old, we have books, music, programs, and services to help your child develop language and prereading skills.
- We have books to read together, music to borrow, places where you can write, places to play and learn, and programs for all ages.

THE THREE LITTLE KITTENS

The three little kittens, they lost their mittens,
And they began to cry,
"Oh, mother dear, we sadly fear,
That we have lost our mittens."
"You lost your mittens?
You poor little kittens.
You poor little kittens.
Well, let us have some pie.
Meow, Meow, Meow
Let us have some pie."

THE FROST SONG *Sing to the tune of "The Farmer in the Dell"*

The frost is in the air.
The frost is in the air.
It's wintertime, it's wintertime,
The frost is in the air.

The frost tells me it's cold.
The frost tells me it's cold.
It's wintertime, it's wintertime,
The frost tells me it's cold.

SING OTHER VERSES IN WHICH THE FROST IS "ON THE ROOF," "ON THE WINDOWS," AND "ON THE GROUND"

COLD AND SNOWY MORNING *Sing to the tune of "Here We Go Round the Mulberry Bush"*

This is the way we put on our mittens	This is the way we shovel the snow
Put on our mittens	Shovel the snow
Put on our mittens	Shovel the snow
This is the way we put on our mittens	This the way we shovel the snow
On a cold and snowy morning	On a cold and snowy morning

This the way we put on our coats	This is the way we build a snowman
Put on our coats	Build a snowman
Put on our coats	Build a snowman
This is the way we put on our coats	This is the way we build a snowman
On a cold and snowy morning	On a cold and snowy morning.

This is way we put on our hats
Put on our hats
Put on our hats
This is the way we put on our hats
On a cold and snowy morning



Books to Read this Month

Check out these books at the library. If they are not available, ask the librarian for a recommendation.

FOR READERS AGES 0-3

First Snow

by Bomi Park

Some of These Are Snails

by Carter Higgins

FOR READERS AGES 3+

Winter Walk in the City

by Cathy Goldberg Fishman

Do I Have to Wear a Coat?

by Rachel Isadora

